



ZENworks Mobile Workspace

Feature Check list

Version 3.17.1 - June 2018

Copyright © Micro Focus Software Inc. All rights reserved.


















Table of Contents

Summary	1
ZENworks Mobile Workspace security layer	1
ZENworks Mobile Workspace MAM	1
ZENworks Mobile Workspace management	2
Mail	2
Calendar	4
Contacts	5
Tasks	6
Web browser	6
Documents	7
Camera	9











Summary

This document aims to offer a check list to control all available features provided by ZENworks Mobile Workspace Workspace.











ZENworks Mobile Workspace security layer

Feature	Platforms		Security consideration
Integrity check			Jailbroken and rooted device lost OS security mechanisms
Strong authentication			User & application must be authenticated
Second layer of encryption for communication			OS TLS encryption maybe compromised (MitM, security flow)
Request validation			Request reaching ZENworks Mobile Workspace are identified (USER-AGENT, XSD)
Second layer of encryption for storage			OS data encryption maybe compromised (no PIN code, jailbreak, security flow)
Data leakage prevention (OS)			OS automatic screenshot, Pasteboard
Data leakage prevention (User)			User screenshot, Pasteboard
Live contextual rules			Context must be process at each request not only at login
No root access, no credential storage			User data are accessed with user credentials













ZENworks Mobile Workspace MAM







Feature	Platforms		Security consideration
Life cycle on unmanaged devices (No MDM profile req.)			1 On boarding of untrusted devices
Enterprise store			Authenticated enterprise store
Access control			Applications according to user's rights
Version control			
Allow usage of standard MDM/EMM			







ZENworks Mobile Workspace management

Feature	Platforms		Security consideration
User management			Block and disenroll users
Device management			Block, disenroll, access device logs and crash reports
Security policies management			Life cycle control, cache control, key control, password change policy, ...
Access control list			Only internal computer can access administration consoles
Role based management			Sensitive configuration must be handled by authorized users
































Mail





















Feature	Platforms		Security consideration
Refresh folders			
See the number of unread emails in folder list view			
Show email(s) in Inbox (after login)			Limit maximum available mails
Show emails from the last days/weeks or month			
Search an email			
Move one or more emails			
Flag read/unread one or more emails			
Delete one or more emails			
Delete + Flag read/unread quick actions in mail list view			
Display mail content			HTML filter to avoid to supply malicious code
Emoticon sending and receiving			
Display next/previous email			
Automatic status change of unread email			

Feature	Platforms		Security consideration
Display mail attachment (PDF, Images, Text)			Embedded reader to stay in the sandbox, server side access control (mime-type, size)
Display mail attachment (MS Office)			Embedded reader to stay in the sandbox, server side access control (mime-type, size)
Attachment can be saved in Document			
New contact creation from email			
Call a phone number from an email			
Reply to an invitation via email			
Open web pages from email link			Embedded Browser to stay in the sandbox
Compose a mail from mail address on HTML mail body			
Add sender email to existing contact			
Call a number from a phone number in an email			
Create a new contact from a phone number in an email			
Write a new email			
Add an attachment to an email			
Save a draft			
Send an email			
Retrieve an email of a frequent contact tapping the first letters			
Display number of unread emails on app icon			Available only on following Android devices: Sony, Samsung, LG, HTC, Xiaomi, ASUS, ADW, APEX, NOVA, Huawei, ZUK, OPPO, EverythingMe
Retrieve an email address while tapping the first letters			
Retrieve an email address from address book			
Reply to an email (just to sender)			
Reply to an email (reply all)			























Feature	Platforms		Security consideration
Forward an email with / without attachments			
Clear frequent contacts locally stored			
Set a signature for outgoing emails			



















Calendar

Feature	Platforms		Security consideration
Refresh meeting list			
Show meeting list (after login)			
Return to current day with "Today" button in all views			
Show multiday meetings			
Load older/previous meetings			
Load future/more meetings			
Show meetings of a selected day (month view)			
Switch list mode / month mode / day mode			
Change day and month in list mode (iPad)			
Change month from list in month mode (iPad)			
Change year in month mode (iPad)			
Change month with swipe in month mode			
Change month with arrows in month mode			
Show a dot on days with meetings in month mode			
Search a meeting			
Open a meeting			
Reply to an invitation from calendar			













Feature	Platforms		Security consideration
Create a new meeting from all views			
Create a new all-day meeting from all views			
Create a new multiday meeting from all views			
Create a new recurring meeting from all views			
Edit a meeting			
Add/remove attendees to a meeting			
See attendees status			
Delete a meeting			
Import meetings from native application			
Export meetings to native application			Anonymization of confidential data

Contacts









Feature	Platforms		Security consideration
Show folder containing contacts			
Show all locally available contact			
One-time download of contacts			
Filter contacts by category			
Sort contacts			
Search contacts (local, server, GAL)			
New contact creation			
Edit contact			
Show all available data of a selected contact			
Emoticon			
Delete contact list			





























Feature	Platforms		Security consideration
Delete contact from Edit			
See contact address on Google maps from Contact menu			
Send meeting invitation from contact			
Send SMS to contact from contact			
Send email from contact			Embedded mail editor to stay in the sandbox
Call contact			
Import contacts from native application			
Export contacts to native application			Anonymization of confidential data
Secure caller identification			

Tasks















Feature	Platforms		Security consideration
Get the list of ongoing tasks			
Get the list of completed tasks			
Create a new task			
Read a task with detail			
Delete a task			
Mark a task as completed			

Web browser





Feature	Platforms		Security consideration
Show home page after opening browser			
Enter a URL and go to page			Allowed URL on server side
Error message for not existing pages			
Open a new page from hyperlink			

Feature	Platforms		Security consideration
Go to Home page by clicking Home button			
Refresh a web page			
Back and forward buttons			
Stop loading a page			
Share a web page			
Bookmark a page			
Open a page from bookmarks			
Delete a bookmark			
Add a webapp to Workspace sidebar			
Open a webapp from Workspace sidebar			
Remove a webapp from Workspace sidebar			
Compose a mail from mail address on web page			Embedded mail editor to stay in the sandbox
Homepage configured by administrator			
Access webapps configured by administrator			

Documents

Feature	Platforms		Security consideration
Navigation in Local drive			
Local files list			
File opening in Local drive			
Rename a file in Local drive			
Create a new folder in Local drive			
Rename a folder in Local drive			
Delete single folder on local drive			





Feature	Platforms		Security consideration
Delete single file on local drive			
Multiple file delete in local drive			
Move single folder in local drive			
Move single file in local drive			
Move multiple files in local drive			
Create a new folder into a subfolder in local drive			
Local search from root folder			
Local search from subfolder			
Local search of documents			
Send a file in Documents as attachment of an email			Embedded mail editor to stay in the sandbox
New file import - photo/video			
*Navigation in Remote drive			
*Remote files list			
*File download / opening from Remote drive			
*Rename a file in Remote drive			
*Rename a folder in Remote drive			
*Create new folder in Remote drive			
*Folder delete in Remote drive			
*Single file delete in Remote drive			
*Multiple file delete in Remote drive			
*File upload in Remote drive			
*Create a new folder into a subfolder in Remote drive			
**Add annotations to PDF files			In memory annotations

Feature	Platforms		Security consideration
**Save PDF annotations to a new file			In memory annotations
**Edit / cancel annotations of annotated PDF files			In memory annotations

* Only if connected to a CMS such as SharePoint or Alfresco

** Only if Annotation add on has been purchased

Camera

Feature	Platforms		Security consideration
Take a picture			
Save a picture in Documents			
Send a picture by Mail	