

ZENworks 2020 Update 3 AdminStudio 2021 ZENworks Edition

November 2022

Overview

AdminStudio 2021 ZENworks Edition is a customized version of *Flexera Software AdminStudio 2021 Standard Edition* that integrates with ZENworks to help you create, manage, and distribute Windows software bundles. You receive a license for AdminStudio ZENworks Edition when you purchase ZENworks Configuration Management.

You can use AdminStudio ZENworks Edition to do the following:

- ◆ Capture **legacy software installations** and repackage them as Windows Installer (.msi) packages.
- ◆ Customize **Windows Installer packages**. Edit packages to add, modify, or remove files, registry entries, shortcuts, and directories. Add custom actions to run VB scripts or search for prerequisites. Perform advanced configuration such as setting lock permissions and environment variables, editing XML files, and creating upgrades or patches.
- ◆ Create **transforms** to customize Windows Installer packages, including limiting the features installed, adding custom files to the package, and setting property values.
- ◆ Publish Windows Installer packages as **Windows bundles** to the ZENworks system. You can then use ZENworks Control Center to manage the bundles and distribute them to devices.

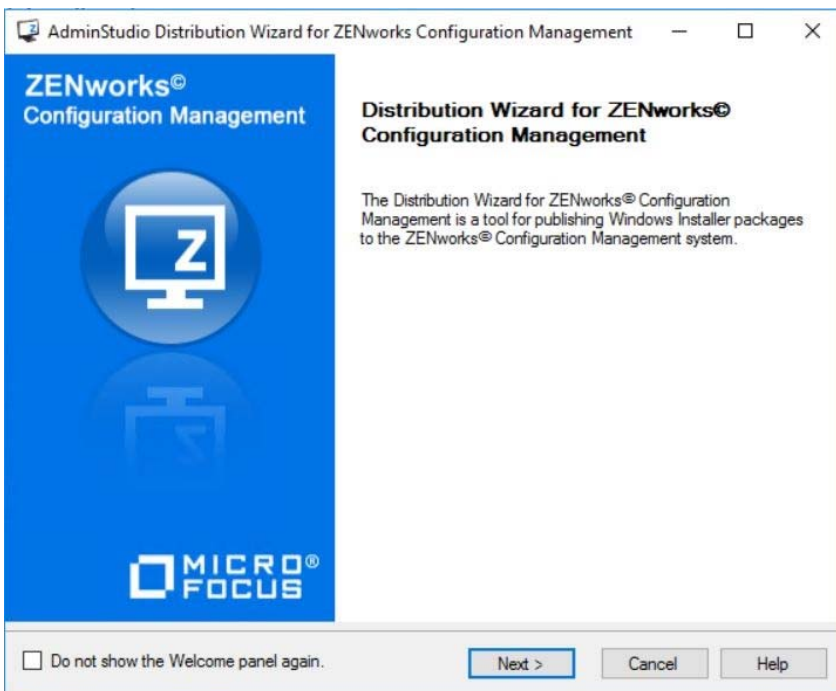
Refer to the remaining sections in this document to install, activate, and begin using AdminStudio ZENworks Edition.

Installing AdminStudio ZENworks Edition

- 1 Copy the `AdminStudio2021ZENworks.exe` file to a machine that meets the following requirements:

OS:	Windows 10
	Note: Windows Vista is no longer supported.
Processor:	32-bit or 64-bit (repackaging of 64-bit applications requires a 64-bit machine)
Ram:	4GB
Hard Disk:	4GB
Display:	XGA at 1024x768 resolution or higher
Browser:	Internet Explorer 7.0 or later
Privileges:	Administrative

- 2 Launch the `AdminStudio2021ZENworks.exe` file to extract the installation files and display the Welcome screen.

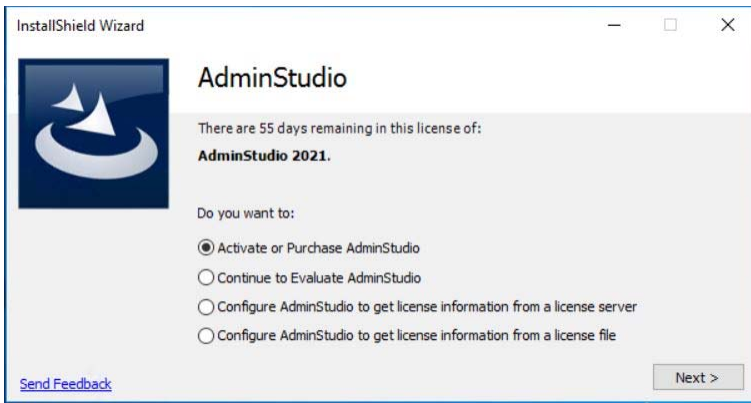


Note: If you are updating from a previous version of AdminStudio ZENworks Edition, the Welcome screen indicates that a previous version is installed and will be updated.

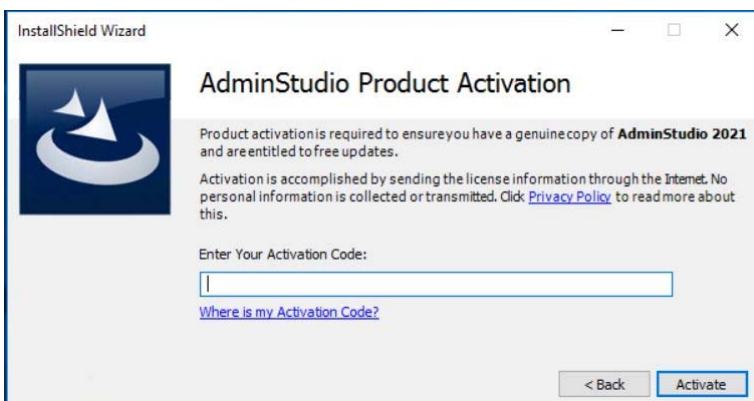
- 3 Click **Next** and follow the prompts to install AdminStudio ZENworks Edition.
- 4 When installation is complete, click **Finish** to exit the installation program.
- 5 Continue with the next section, [Activating AdminStudio ZENworks Edition](#).

Activating AdminStudio ZENworks Edition

- 1 Click the **Start** menu > **All Programs** > **AdminStudio** > **AdminStudio 2021** to launch AdminStudio and display the AdminStudio dialog box.



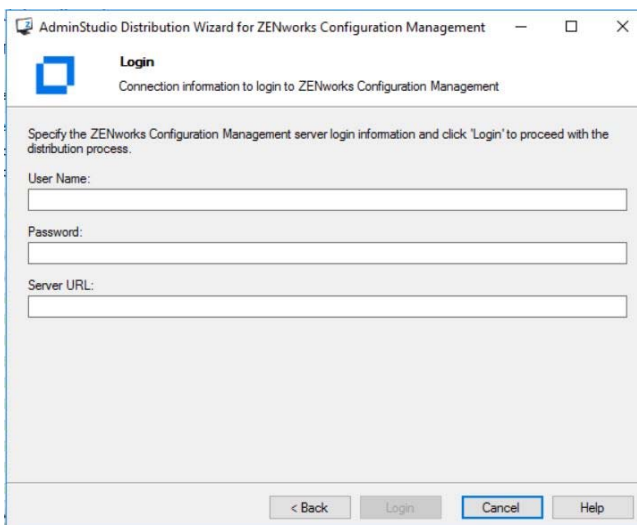
- 2 Select **Activate or Purchase AdminStudio**, then click **Next** to display the AdminStudio Product Activation dialog box.



- 3 Enter your license key, then click **Activate**.

Note: If you are updating from a previous version of AdminStudio, you must enter your new AdminStudio 2021 ZENworks Edition license key.

- 4 When activation is complete, click **Finish** to open AdminStudio ZENworks Edition and display the ZENworks Server Login dialog box.



5 Fill in the following information to connect to a ZENworks Primary Server, then click **Login**.

Server URL: The server's IP address or hostname, preceded by `http://`. For example:

`http://198.51.100.0`

or

`http://zenserver.novell.com`

User Name: The name of a ZENworks administrator defined in the ZENworks system.

Password: The password of the ZENworks administrator identified in the **User Name** field.


After AdminStudio authenticates to the ZENworks Primary Server, the Getting Started screen is displayed.



6 Continue with the next section, [Getting Started with AdminStudio ZENworks Edition](#).

Getting Started with AdminStudio ZENworks Edition

AdminStudio ZENworks Edition activates only the AdminStudio features that are required to create and modify Windows Installer (.msi) packages for use in ZENworks. All other AdminStudio features, while still shown in the interface, are disabled.

- 1 To access the AdminStudio ZENworks Edition features, click the  **Tools** tab to display the Tools page.



By default, an overview of all AdminStudio tools is displayed. The left navigation pane includes icons for the five tools (Repackager, Editor, Distribution Wizard, Application Isolation Wizard, and Tuner) available in AdminStudio ZENworks Edition.

- 2 Click a tool (Repackager, Editor, Distribution Wizard, Application Isolation Wizard, or Tuner) to see an explanation of what the tool does.

or

Double-click a tool to launch it.

- 3 If necessary, refer to the tool's Help for information about how to use the tool.

Software Updates, Licensing, and Support

AdminStudio 2021 ZENworks Edition is a custom version of AdminStudio 2021 Standard Edition created specifically for ZENworks customers. The product is neither registered nor activated through Flexera Software. This affects the following:

- ◆ **Software Updates:** AdminStudio ZENworks Edition updates are distributed by Novell. Neither the AdminStudio 2021 Software Manager nor the InstallShield 2020 Software Manager provided by Flexera Software is used to update the AdminStudio software.
- ◆ **Return License:** Do not use the software's Return License feature (**Help** menu > **About AdminStudio** > **Return License**). The online return process fails and the offline return process makes the software inaccessible.
- ◆ **Support:** Support is provided by [Micro Focus Customer Support \(http://www.novell.com/support\)](http://www.novell.com/support).

Legal Notices

For information about legal notices, trademarks, disclaimers, warranties, export and other use restrictions, U.S. Government rights, patent policy, and FIPS compliance, see <https://www.microfocus.com/en-us/legal>.

Copyright © 2008 - 2022 Micro Focus Software Inc. All rights reserved.

The only warranties for products and services of Micro Focus and its affiliates and licensors (“Micro Focus”) are set forth in the express warranty statements accompanying such products and services. Nothing herein should be construed as constituting an additional warranty. Micro Focus shall not be liable for technical or editorial errors or omissions contained herein. The information contained herein is subject to change without notice.