

Micro Focus iPrint for OES Feature Tour

Let your people print - quickly, easily and more securely



The organizational needs of printing have changed from traditional desktop printing to printing from mobile devices, email-enabled devices, driverless printing, and so on.

These advanced features are available with iPrint Appliance, a standalone version of iPrint. Now, with this release, the same features are enabled for OES customers. All the desktop printing features continues to work with legacy Novell iPrint.

iPrint for OES along with Novell iPrint offers a single, scalable solution for managing all of your printing across multiple office locations from any device. It lets the users print quickly, easily, and more securely.

Figure 1 What iPrint for OES Provides




1 iPrint for OES Features

1.1 WalkUp Printing



- ♦ **Flexibility to print from any printer:** Allows users to print documents to any printer. Even if a printer is unavailable, user can walk to another printer and collect the printout.
- ♦ **Simplified User Printing:** Users no longer needs to install multiple printers. Installing a single WalkUp printer will allow the users to release documents to multiple printers.
- ♦ **Saves Paper:** Many times users give print and forget to collect their documents from the printer. WalkUp printing prevents such accidental and unwanted prints by putting the job on hold and also automatically deletes any dormant jobs. The users can now print or cancel the hold job as per their convenience.
- ♦ **Enhanced Security:** Users have to authenticate and then only the documents can be released. This ensures confidentiality of the document is maintained and only the owner collects the document.

1.2 Email Printing



Any email-enabled device can print to any Micro Focus iPrint printer by sending the print job in the body of the email or as an attachment. Administrators can set up a single email address for the organization's printing, or one for each printer.

1.3 Printing from Chromebook

iPrint now provides secure enterprise print services for Chromebook users. The extension is available in the Chrome Web Store for download.




The highlights of the extension are:

- ◆ Prints documents to any iPrint-enabled printers, anywhere and anytime
- ◆ Supports on-premises deployment. Data never travels through the cloud
- ◆ You no longer need any cloud service for printing

1.4 Printing from iPrint iOS App

iPrint provides secure enterprise print services for your iPhone and iPad users with simplified and intuitive GUI. The benefits are:

- ◆ Flexibility to print WalkUp jobs when you are near the printer
- ◆ Supports printing using the iPrint App extension



1.5 Printing from iPrint Android App

iPrint provides secure enterprise print services for Android and Amazon users. The benefits are:


- ◆ Simplified and intuitive GUI
- ◆ Flexibility to print WalkUp jobs when you are near the printer
- ◆ Share document from any application and print using iPrint app
- ◆ Print from any application that supports native Android printing

1.6 Printing from iPrint Windows App

iPrint provides secure enterprise print services for your Windows phone. The benefits are:

- ◆ Flexibility to print WalkUp jobs when you are near the printer
 - ◆ Print documents on any iPrint enabled corporate printer and print infrastructure
 - ◆ Print securely using access restrictions
 - ◆ Scan a QR code to quickly connect your mobile device to a specific printer
- Simplified and intuitive GUI

1.7 Support for Mobile Device Management



BYOD made easy with MDM integration

iPrint mobile apps now supports Mobile Device management (MDM) solution with your own device.

- ◆ iPrint Android app can be managed with MobileIron and ZMM.
- ◆ iPrint iOS app can be managed with MobileIron.

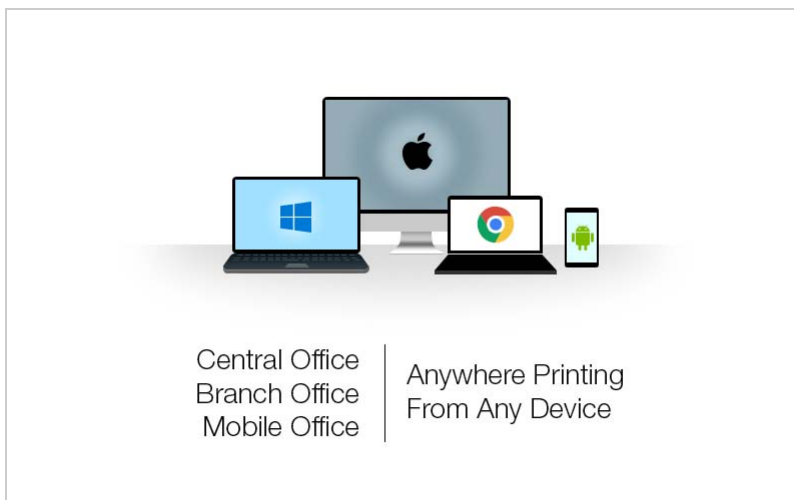
2 iPrint for OES Features in Addition With Novell iPrint

2.1 Serve Yourself




Users just look up for the printer they want on the map, then point and click. Everything else happens for them, automatically. Within seconds, they can print. Reduce the help desk calls and increase productivity by empowering users to print to any of your organization's printers.

2.2 Expand Your Horizons



Users can print any time, from anywhere, using almost any device. Click to send a print job to any printer irrespective of the location of the printer. With Micro Focus iPrint, you can print anywhere.

2.3 Integrating With Your World



Makes secure printing easy by integrating its data store with your identity directory. By working with lightweight directory access protocol (LDAP) sources like NetIQ eDirectory, iPrint can authenticate your users to increase the security of your printing operations. This means no matter what device an employee wants to use, iPrint offers authentication to keep your organization's printing secure.

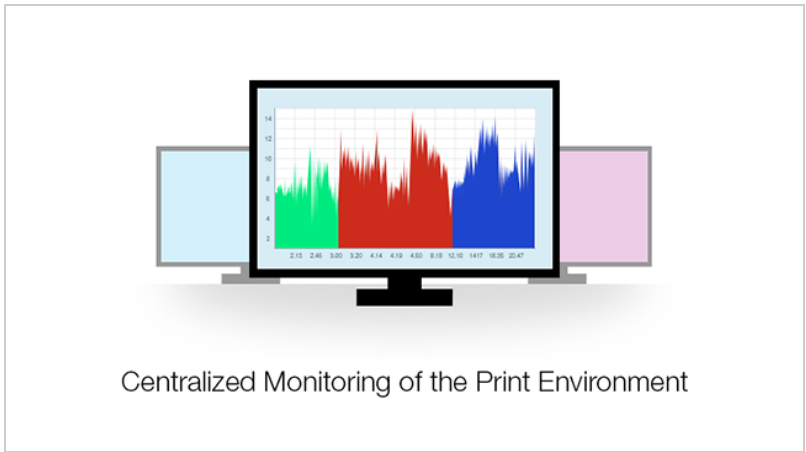
2.4 Works in a Heterogeneous Environment



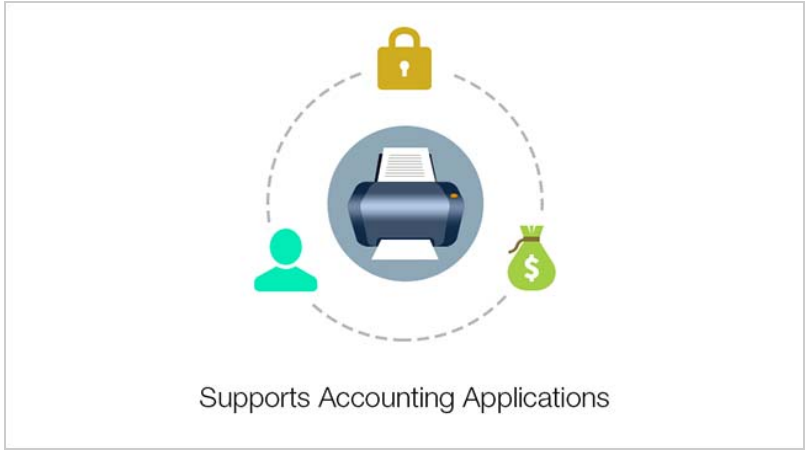
Supports printing with major print vendors across mobile and desktop platforms.

2.5 Centralized Monitoring

Monitors and manages the print system using the iPrint Health Monitoring tool. Micro Focus iPrint also scales well, giving IT a central and easy-to-manage printing solution.

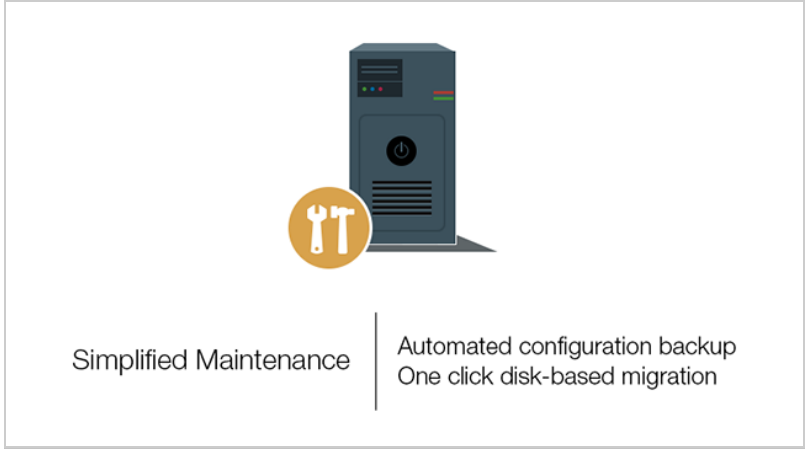


2.6 Accounting Applications



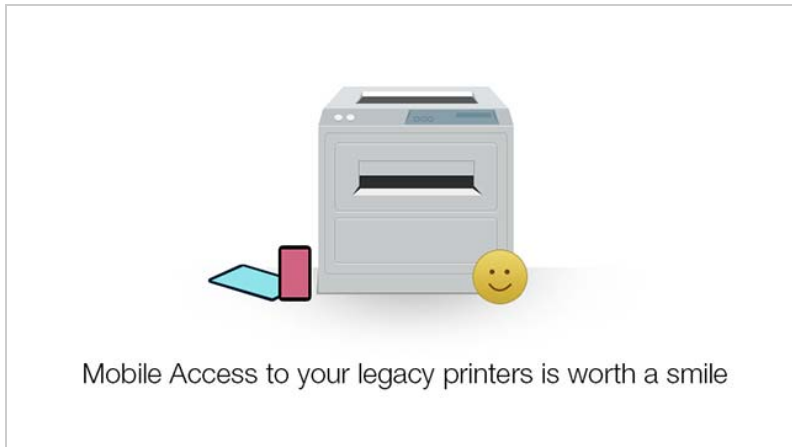
Supports print accounting with applications such as PaperCut and Nuance Equitrac.

2.7 Simplified Maintenance



Saves IT time and money by significantly reducing the management burden required for mixed fleets of Mac or Windows desktops. It works across the major mobile platforms as well, meaning IT only has to manage a single print solution for all your organization's endpoints.

2.8 Works with Legacy Printers



Mobilize your existing fleet of printers rather than buying new. It works with what you have now and what you may want going forward.